

**D-LITE RX**

**FAMILY**

# D-LITE RX FAMILY

D-Lite RX studio flash is the entry range of the Elinchrom studio flash family. Whether you are new to lighting, already have speedlights or just want to take your photography to the next level, the D-lite RX series provides all you need.

Ideal for small business applications, portraiture and for everyone interested in the art and creativity of lighting, these Swiss designed and tested units will not only give many years of satisfactory service and pleasure, but also allow the upgrade to more advanced units when you are ready.

## WHY D-LITE RX ONE?

- 100 Ws down to 6 Ws power range, perfect for small environments and shallow depth of focus.
- Very short flash durations offer sharper images.
- Exceptional colour balance across the power range.



D-Lite ONE — 100 Ws — N° 20485.1

## WHY D-LITE RX 2/4?

- 200 and 400 Ws units offer greater versatility.
- Faster recycling for faster work.
- Large rubberised business-like handle for easy use of larger accessories.



D-Lite RX 4 — 400 Ws — N° 20487.1



D-Lite RX 2 — 200 Ws — N° 20486.1

## FEATURES

- Unique to the whole Elinchrom system, Skyport delivers the most comprehensive synchronisation and control.
- Accurate exposure control provides precision lighting at your command.
- Fast and informative recycling, the D-Lite RX series is ready when you are.
- Automatic voltage detection permits use wherever you need to travel.
- An intelligent built-in fan delivers cool and quiet running.
- The controllable modelling lighting illustrates your flash and can be used also as a continuous light source.
- Versatile, the pre-flash detector system provides perfect synchronisation with speedlights.
- Integrates fully into the Elinchrom flash and accessory system.

# TO GO SETS

	D-Lite RX 2/4 Umbrella Set 20840.2	D-Lite RX 2/2 Softbox Set 20841.2	D-Lite RX 4/4 Softbox Set 20842.2	D-Lite RX ONE Softbox Set 20843.2	D-Lite RX ONE Umbrella Set 20844.2	D-Lite RX ONE 3 Head Set 20845.3
D-Lite RX ONE - 20485.1				2	2	3
D-Lite RX 2 - 20486.1	1	2				
D-Lite RX 4 - 20487.1	1		2			
Umbrella white 85 cm - 26372					1	1
Umbrella translucent 85 cm - 26351	1				1	1
Umbrella black & silver 85 cm - 26350	1					
Reflector 16 cm / 90° - 26143	2	1	1		2	2
Portalite Softbox 66 x 66 cm - 26129		2	2	2		1
EL-Skyport Transmitter Speed - 19350	1	1	1	1	1	1
Sync cable 5 m - 11088	1	1	1	1	1	1
Tripod set 2 (2 x 88 - 235 cm with bag) - 30162	1	1	1	1	1	
Tripod set 3 (3 x 88 - 235 cm with bag) - 30161						1
Carrying bag for D-Lite RX ONE - 33194				1	1	1
Carrying bag for two D-Lite RX - 33198	1	1	1			

# ACCESSORIES

## RECOMMENDED ACCESSORIES



### Reflector Grid Set 18 cm — N° 26060

This set includes one Grid Reflector and one 18 cm grid. The grid limits light spread and offers sharper shadows. This reflector can be used for direct or indirect lighting in combination with translucent, silver or white EL-umbrellas.



### Deflector Set — N° 26310

Elinchrom is the only system with the central umbrella fitting which gives extra freedom to photographers to modify the hardness / softness of their lights so easily. These deflectors can eliminate, soften or tone sharp shadow edges, particularly when used inside softboxes, with and without diffusers and other accessories.

### Varistar Set 85 & 105 cm

85 cm — N° 26386 / 105 cm — N° 26385

More directional than an umbrella, less directional than a softbox. Easy to set up, lightweight and fits into most EL-carrying bags. Ideal for industrial, portraits and groups, the Varistar offers even light distribution due to its central positioning over the reflector and flashtube.



### Snoot & Grid — N° 26061

A traditional accessory, designed to give a controlled spot of light with a hard shadow effect. Comes with a Snoot Grid. Grids of various honeycomb sizes deliver a sharply defined concentrated light source of exceptional quality.



*Umbrella sets are ideal for use in large halls and open spaces where speed of assembly is an advantage.*



*Softbox sets are ideal for use in small spaces where light control is essential to avoid unwanted reflections.*



#### **Portalite softboxes**

Square 66 x 66 cm N° 26129 – Square 40 x 40 cm  
N° 26123 – Octa 56cm N° 26152

Portalites are made out of the same quality materials as Elinchrom uses for all their softboxes. The EL speedring and rods are designed to give good stability and quick assembly, with exceptional portability.


#### **Square Reflector Set 44 – N° 26048**

Without grid, it is a soft wide angle reflector. Put the honeycomb grid in place and you have a soft pool of light ideal for all types of portraiture and small still life subjects.



#### **Umbrella Set / Silver-Translucent 85 cm N° 26062**

Umbrellas give large spreads of light. The silver is used for mid crisp shadow effects, whilst the translucent offers softer shadows and can be used as a shoot through and reflective umbrella.



# SPECIFICATIONS

## TECHNICAL DATA

### Energy Ws/J

This is the energy that creates the flash, a typical speedlight delivers max. 40 Ws. 100 Ws offers just enough for working at wide apertures and with more power smaller apertures like f/11 are accessible. Also bigger subjects such as groups of people can be shot.

### Guide Number

This is the working aperture (f-stop) available at 100 ISO, using our 48 degree reflector at 1m. The higher this number, the more light is available.

### Power Range

This is the range of working power available. The power can be precisely adjusted in 1/10ths stop.

### Flash Duration

This is the freezing capability of the flash. Shorter is sharper!

### Recycling time using 230v / 115v

This is your speed of working and your ability to capture those in-between shots.

### Colour Temperature

This is considered to be normal daylight, and a very good measure of the quality of your colour rendition.

### Auto Power Dumping and Power Stability

Reduces the power automatically when you adjust power down and maintains the most accurate exposure consistency.

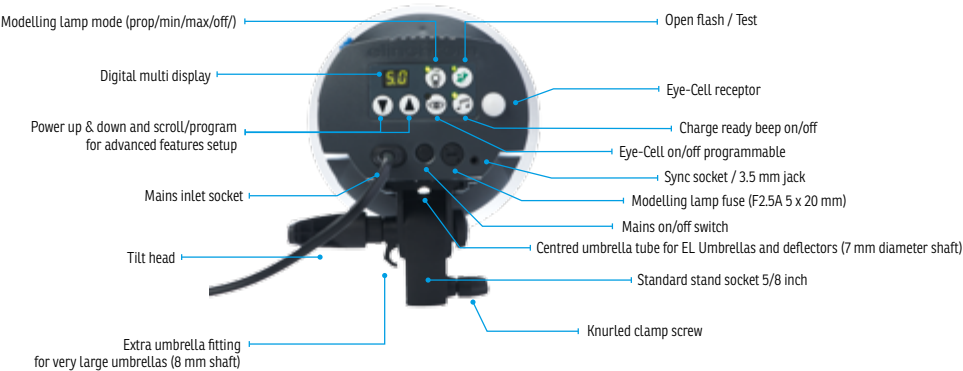
### Voltage Range

Enables you to work anywhere in the World.

	D-LITE RX ONE	D-LITE RX 2	D-LITE RX 4
Energy (Ws/J)	100	200	400
F-Stop (1 m, 100 ISO, reflector 48°)	32.4	45.3	64.3
Power range	1/16 - 1/1		
Flash duration t0.5 at max. power in s.	1/2200	1/1200	1/800
Recycling 230 V in s.	0.44 - 1.5	0.2 - 0.6	0.35 - 1.2
Recycling 115 V in s.	0.45 - 2.1	0.2 - 0.8	0.35 - 1.6
Colour temperature in °K at max. power	5500		
Power stability	± 0.5%		
Voltage	Multivoltage 90 - 260 V		

## CONTROL PANEL

### D-Lite RX ONE



Modelling Lamp Options

Proportional illuminates the shape of the flash for easy lighting set-up, Min for cool running, Max for easiest focussing, and Off.

Flashtube

High performance, long life, and easily exchanged if accidentally broken.

EL Skyport (Built-in)

Remote control of power, remote modelling lamp switching and remote flash triggering from the hotshoe of your camera. Supports also free PC and Mac downloads for full studio remote control via the optional Skyport USB. Simplifies the setting up of lights with a flash meter.

Sync voltage

The lowest voltage for greater security, and a standard sync lead connector when required.

Max. power consumption

This is important when you would like to work away from mains power. These units are ideally suited for use with pure sine wave power inverters.

Dimensions / Weight

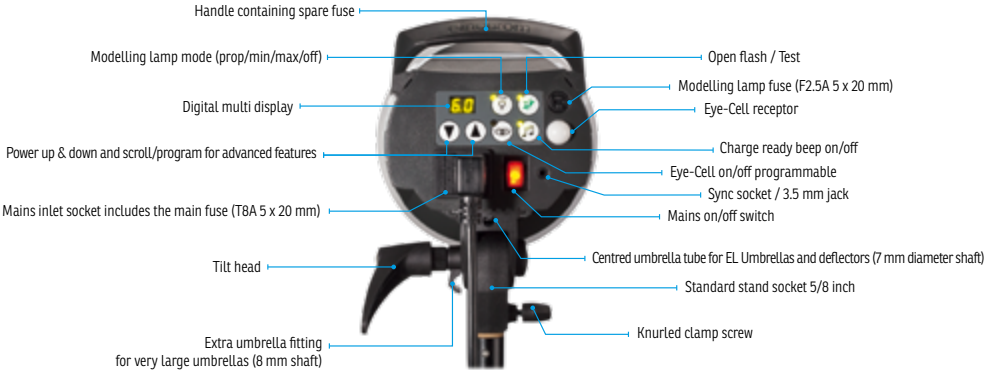
Small, robust and perfectly portable.


Code Number

Supplied with 5 m Mains cable, sync cable, flashtube, modelling lamp, protective cap and 2 year National warranty.

	D-LITE RX ONE	D-LITE RX 2	D-LITE RX 4
Modelling lamp mode	Proportional, min, max, off		
Flashtube	n° 24009: Plug-in, user replaceable		
EL-Skyport (Built-in)	Integrated transceiver, 8 Frequency Channels and 4 Groups with full RX features		
Sync voltage	5 V (compatible with all cameras)		
Sync socket	3.5 mm Jack		
Max. power consumption (230 V)	140 W	150 W (during charge: 370 W)	
Max. power consumption (115 V)	170 W	180 W (during charge: 280 W)	
Dimensions (with protective cap)	19 x 14 x 19 cm	26 x 14 x 19 cm	
Weight	0.9 kg (2 lb.)	1.3 kg (2.8 lb.)	1.5 kg (3.3 lb.)
N°	20485.1	20486.1	20487.1

D-Lite RX 2/4





**elinchrom**<sup>®</sup>  
creative image lighting technology



D-Lite ONE



D-Lite RX 2/4

This brochure may show images of products with accessories, which are not part of Sets or single units.  
Elinchrom Set and single unit configurations may change without advise and they might be different in other countries.

Tolerances of specifications and components conform to IEC and CE standards. The listed values can differ due to tolerances in components, or measuring instruments. Technical data, subject to change. No guarantee for misprints.

Photo : Anoush Abrar & Aimée Hoving [www.anoushaimee.com](http://www.anoushaimee.com)

72152 — EN — D-LITE ONE RX — 07.2014 — ELINCHROM — SWITZERLAND — [WWW.ELINCHROM.CH](http://WWW.ELINCHROM.CH)